

STATEMENT OF APPROVED BUDGET, UTILIZATIONS, DISBURSEMENTS AND BALANCES

(For Off-Budgetary Funds)


As at the Quarter Ending June 30, 2024


Department : State Universities and Colleges (SUCs)
 Agency/Entity : Cagayan State University
 Operating Unit : < not applicable >
 Organization Code (UACS) : 08 022 0000000
 Fund Cluster : 05 - Internally Generated Funds
 (e.g. UACS Fund Cluster: 05-Internally Generated Funds and 06-Business Related Funds)


Particulars	UACS CODE	Approved Budget			Utilizations					Disbursements					Balances		
		Approved Budgeted Revenue	Adjustments (Reductions, Modifications/ Augmentations/)	Adjusted Budgeted Revenue	1st Quarter Ending March 31	2nd Quarter Ending June 30	3rd Quarter Ending September 30	4th Quarter Ending December 31	Total	1st Quarter Ending March 31	2nd Quarter Ending June 30	3rd Quarter Ending September 30	4th Quarter Ending December 31	Total	Unutilized Budget	Unpaid Obligations (10-15)=(17+18)	
																Due and Demandable	Not Yet Due and Demandable
1	2	3	4	5=[(3+(-)4)]	6	7	8	9	10=(6+7+8+9)	11	12	13	14	15=(11+12+13+14)	16=(5-10)	17	18
General Administration and Support	1000000000000000	109,170,438.43	6,032,336.29	115,202,774.72	26,535,607.17	33,235,253.13	0.00	0.00	59,770,860.30	21,506,208.00	31,187,794.28	0.00	0.00	52,694,002.28	55,431,914.42	0.00	7,076,858.02
General Management and Supervision	100000100001000	109,170,438.43	6,032,336.29	115,202,774.72	26,535,607.17	33,235,253.13	0.00	0.00	59,770,860.30	21,506,208.00	31,187,794.28	0.00	0.00	52,694,002.28	55,431,914.42	0.00	7,076,858.02
MOOE		72,773,586.83	6,516,045.04	79,289,631.87	25,748,265.07	22,941,877.40	0.00	0.00	48,690,142.47	20,983,855.90	22,240,893.55	0.00	0.00	43,224,749.45	30,599,489.40	0.00	5,465,393.02
CO		36,396,851.60	(483,708.75)	35,913,142.85	787,342.10	10,293,375.73	0.00	0.00	11,080,717.83	522,352.10	8,946,900.73	0.00	0.00	9,469,252.83	24,832,425.02	0.00	1,611,465.00
Sub-Total, General Administration and Support		109,170,438.43	6,032,336.29	115,202,774.72	26,535,607.17	33,235,253.13	0.00	0.00	59,770,860.30	21,506,208.00	31,187,794.28	0.00	0.00	52,694,002.28	55,431,914.42	0.00	7,076,858.02
PS		0.00	0.00	0.00	0.00	0.00	0.00	0.00	0.00	0.00	0.00	0.00	0.00	0.00	0.00	0.00	0.00
MOOE		72,773,586.83	6,516,045.04	79,289,631.87	25,748,265.07	22,941,877.40	0.00	0.00	48,690,142.47	20,983,855.90	22,240,893.55	0.00	0.00	43,224,749.45	30,599,489.40	0.00	5,465,393.02
FinEx (if Applicable)		0.00	0.00	0.00	0.00	0.00	0.00	0.00	0.00	0.00	0.00	0.00	0.00	0.00	0.00	0.00	0.00
CO		36,396,851.60	(483,708.75)	35,913,142.85	787,342.10	10,293,375.73	0.00	0.00	11,080,717.83	522,352.10	8,946,900.73	0.00	0.00	9,469,252.83	24,832,425.02	0.00	1,611,465.00
Support to Operations	2000000000000000	9,270,492.87	291,592.52	9,562,085.39	1,477,077.38	1,825,970.77	0.00	0.00	3,303,048.15	1,412,611.49	1,641,775.37	0.00	0.00	3,054,386.86	6,259,037.24	0.00	248,661.29
Auxiliary Services	200000100001000	9,270,492.87	291,592.52	9,562,085.39	1,477,077.38	1,825,970.77	0.00	0.00	3,303,048.15	1,412,611.49	1,641,775.37	0.00	0.00	3,054,386.86	6,259,037.24	0.00	248,661.29
MOOE		9,264,492.87	291,592.52	9,556,085.39	1,477,077.38	1,825,970.77	0.00	0.00	3,303,048.15	1,412,611.49	1,641,775.37	0.00	0.00	3,054,386.86	6,253,037.24	0.00	248,661.29
CO		6,000.00	0.00	6,000.00	0.00	0.00	0.00	0.00	0.00	0.00	0.00	0.00	0.00	0.00	6,000.00	0.00	0.00
Sub-Total, Support to Operations		9,270,492.87	291,592.52	9,562,085.39	1,477,077.38	1,825,970.77	0.00	0.00	3,303,048.15	1,412,611.49	1,641,775.37	0.00	0.00	3,054,386.86	6,259,037.24	0.00	248,661.29
PS		0.00	0.00	0.00	0.00	0.00	0.00	0.00	0.00	0.00	0.00	0.00	0.00	0.00	0.00	0.00	0.00
MOOE		9,264,492.87	291,592.52	9,556,085.39	1,477,077.38	1,825,970.77	0.00	0.00	3,303,048.15	1,412,611.49	1,641,775.37	0.00	0.00	3,054,386.86	6,253,037.24	0.00	248,661.29
FinEx (if Applicable)		0.00	0.00	0.00	0.00	0.00	0.00	0.00	0.00	0.00	0.00	0.00	0.00	0.00	0.00	0.00	0.00
CO		6,000.00	0.00	6,000.00	0.00	0.00	0.00	0.00	0.00	0.00	0.00	0.00	0.00	0.00	6,000.00	0.00	0.00
Operations	3000000000000000	254,494,916.83	(6,323,928.81)	248,170,988.02	46,819,702.43	97,013,295.37	0.00	0.00	143,832,997.80	37,451,332.58	79,738,453.00	0.00	0.00	117,189,785.58	104,337,990.22	0.00	26,643,212.22
OO : Relevant and quality tertiary education ensured to achieve inclusive growth and access of poor but deserving students to quality tertiary education increased q	3100000000000000	236,003,668.69	(8,290,436.67)	227,713,232.02	38,503,578.27	90,906,036.02	0.00	0.00	129,409,614.29	29,436,311.32	73,942,620.15	0.00	0.00	103,378,931.47	98,303,617.73	0.00	26,030,682.82
HIGHER EDUCATION PROGRAM	3101000000000000	236,003,668.69	(8,290,436.67)	227,713,232.02	38,503,578.27	90,906,036.02	0.00	0.00	129,409,614.29	29,436,311.32	73,942,620.15	0.00	0.00	103,378,931.47	98,303,617.73	0.00	26,030,682.82
Provision of Higher Education Services	310100100002000	236,003,668.69	(8,290,436.67)	227,713,232.02	38,503,578.27	90,906,036.02	0.00	0.00	129,409,614.29	29,436,311.32	73,942,620.15	0.00	0.00	103,378,931.47	98,303,617.73	0.00	26,030,682.82
MOOE		187,340,304.03	(5,171,285.48)	182,169,018.55	31,844,383.27	76,905,134.90	0.00	0.00	108,749,518.17	26,952,452.07	69,755,380.51	0.00	0.00	96,707,832.58	73,419,500.38	0.00	12,041,685.59
CO		48,663,364.66	(3,119,151.19)	45,544,213.47	6,659,195.00	14,000,901.12	0.00	0.00	20,660,096.12	2,483,859.25	4,187,239.64	0.00	0.00	6,671,098.89	24,884,117.35	0.00	13,988,997.23
OO : Higher education research improved to promote economic productivity and innovation q	3200000000000000	17,162,197.43	1,861,436.86	19,023,634.29	7,752,688.80	5,905,970.55	0.00	0.00	13,658,659.35	7,547,637.30	5,545,572.05	0.00	0.00	13,093,209.35	5,364,974.94	0.00	565,450.00
ADVANCED EDUCATION PROGRAM	3201000000000000	8,189,712.43	(116,479.87)	8,073,232.56	1,157,612.28	4,204,069.32	0.00	0.00	5,361,681.60	1,143,845.96	4,073,589.32	0.00	0.00	5,217,435.28	2,711,550.96	0.00	144,246.32
Provision of Advanced Education Services	320100100001000	8,189,712.43	(116,479.87)	8,073,232.56	1,157,612.28	4,204,069.32	0.00	0.00	5,361,681.60	1,143,845.96	4,073,589.32	0.00	0.00	5,217,435.28	2,711,550.96	0.00	144,246.32
MOOE		8,139,712.43	(67,566.87)	8,072,145.56	1,157,612.28	4,204,069.32	0.00	0.00	5,361,681.60	1,143,845.96	4,073,589.32	0.00	0.00	5,217,435.28	2,710,463.96	0.00	144,246.32
CO		50,000.00	(48,913.00)	1,087.00	0.00	0.00	0.00	0.00	0.00	0.00	0.00	0.00	0.00	0.00	1,087.00	0.00	0.00
RESEARCH PROGRAM	3202000000000000	8,972,485.00	1,977,916.73	10,950,401.73	6,595,076.52	1,701,901.23	0.00	0.00	8,296,977.75	6,403,791.34	1,471,982.73	0.00	0.00	7,875,774.07	2,653,423.98	0.00	421,203.68
Conduct of Research Services	320200100001000	8,972,485.00	1,977,916.73	10,950,401.73	6,595,076.52	1,701,901.23	0.00	0.00	8,296,977.75	6,403,791.34	1,471,982.73	0.00	0.00	7,875,774.07	2,653,423.98	0.00	421,203.68
MOOE		8,763,752.00	2,038,799.73	10,802,551.73	6,595,076.52	1,554,051.23	0.00	0.00	8,149,127.75	6,403,791.34	1,324,132.73	0.00	0.00	7,727,924.07	2,653,423.98	0.00	421,203.68
CO		208,733.00	(60,883.00)	147,850.00	0.00	147,850.00	0.00	0.00	147,850.00	0.00	147,850.00	0.00	0.00	147,850.00	0.00	0.00	0.00
OO : Community engagement increased q	3300000000000000	1,329,050.71	105,071.00	1,434,121.71	563,435.36	201,288.80	0.00	0.00	764,724.16	467,383.96	250,260.80	0.00	0.00	717,644.76	669,397.55	0.00	47,079.40
TECHNICAL ADVISORY EXTENSION PROGRAM	3301000000000000	1,329,050.71	105,071.00	1,434,121.71	563,435.36	201,288.80	0.00	0.00	764,724.16	467,383.96	250,260.80	0.00	0.00	717,644.76	669,397.55	0.00	47,079.40
Provision of Extension Services	330100100001000	1,329,050.71	105,071.00	1,434,121.71	563,435.36	201,288.80	0.00	0.00	764,724.16	467,383.96	250,260.80	0.00	0.00	717,644.76	669,397.55	0.00	47,079.40
MOOE		1,329,050.71	105,071.00	1,434,121.71	563,435.36	201,288.80	0.00	0.00	764,724.16	467,383.96	250,260.80	0.00	0.00	717,644.76	669,397.55	0.00	47,079.40
CO		0.00	0.00	0.00	0.00	0.00	0.00	0.00	0.00	0.00	0.00	0.00	0.00	0.00	0.00	0.00	0.00
Sub-Total, Operations		254,494,916.83	(6,323,928.81)	248,170,988.02	46,819,702.43	97,013,295.37	0.00	0.00	143,832,997.80	37,451,332.58	79,738,453.00	0.00	0.00	117,189,785.58	104,337,990.22	0.00	26,643,212.22
PS		0.00	0.00	0.00	0.00	0.00	0.00	0.00	0.00	0.00	0.00	0.00	0.00	0.00	0.00	0.00	0.00
MOOE		205,572,819.17	(3,094,981.62)	202,477,837.55	40,160,507.43	82,864,544.25	0.00	0.00	123,025,051.68	34,967,473.33	75,403,363.36	0.00	0.00	110,370,836.69	79,452,785.87	0.00	12,654,214.99
FinEx (if Applicable)		0.00	0.00	0.00	0.00	0.00	0.00	0.00	0.00	0.00	0.00	0.00	0.00	0.00	0.00	0.00	0.00
CO		48,922,097.66	(3,228,947.19)	45,693,150.47	6,659,195.00	14,148,751.12	0.00	0.00	20,807,946.12	2,483,859.25	4,335,089.64	0.00	0.00	6,818,948.89	24,885,204.35	0.00	13,988,997.23
GRAND TOTAL		372,935,848.13	0.00	372,935,848.13	74,832,386.98	132,074,519.27	0.00	0.00	206,906,906.25	60,370,152.07	112,568,022.65	0.00	0.00	172,938,174.72	166,028,941.88	0.00	33,968,731.53


Department : State Universities and Colleges (SUCs)
 Agency/Entity : Cagayan State University
 Operating Unit : < not applicable >
 Organization Code (UACS) : 08 022 0000000
 Fund Cluster : 05 - Internally Generated Funds
 (e.g. UACS Fund Cluster: 05-Internally Generated Funds and 06-Business Related Funds)

Particulars	UACS CODE	Approved Budget			Utilizations					Disbursements					Balances		
		Approved Budgeted Revenue	Adjustments (Reductions, Modifications/ Augmentations)	Adjusted Budgeted Revenue	1st Quarter Ending March 31	2nd Quarter Ending June 30	3rd Quarter Ending September 30	4th Quarter Ending December 31	Total	1st Quarter Ending March 31	2nd Quarter Ending June 30	3rd Quarter Ending September 30	4th Quarter Ending December 31	Total	Unutilized Budget	Unpaid Obligations (10-15)=(17+18)	
																Due and Demandable	Not Yet Due and Demandable
1	2	3	4	5=[(3+(-)4)]	6	7	8	9	10=(6+7+8+9)	11	12	13	14	15=(11+12+13+14)	16=(5-10)	17	18
CO		85,324,949.26	(3,712,655.94)	81,612,293.32	7,446,537.10	24,442,126.85	0.00	0.00	31,888,663.95	3,006,211.35	13,281,990.37	0.00	0.00	16,288,201.72	49,723,629.37	0.00	15,600,462.23

Certified Correct:

 ALVIN U. ALISASIS
 SAO-UBO
 Date:

Certified Correct:

 MONALIZA V. GUZMAN
 University Accountant
 Date:

Recommending Approval By:

 EMERITA P. GERON
 Chief AO, Finance
 Date:

Approved By:

 ARTHUR G. IBANEZ
 OIC, Office of the University President
 Date: